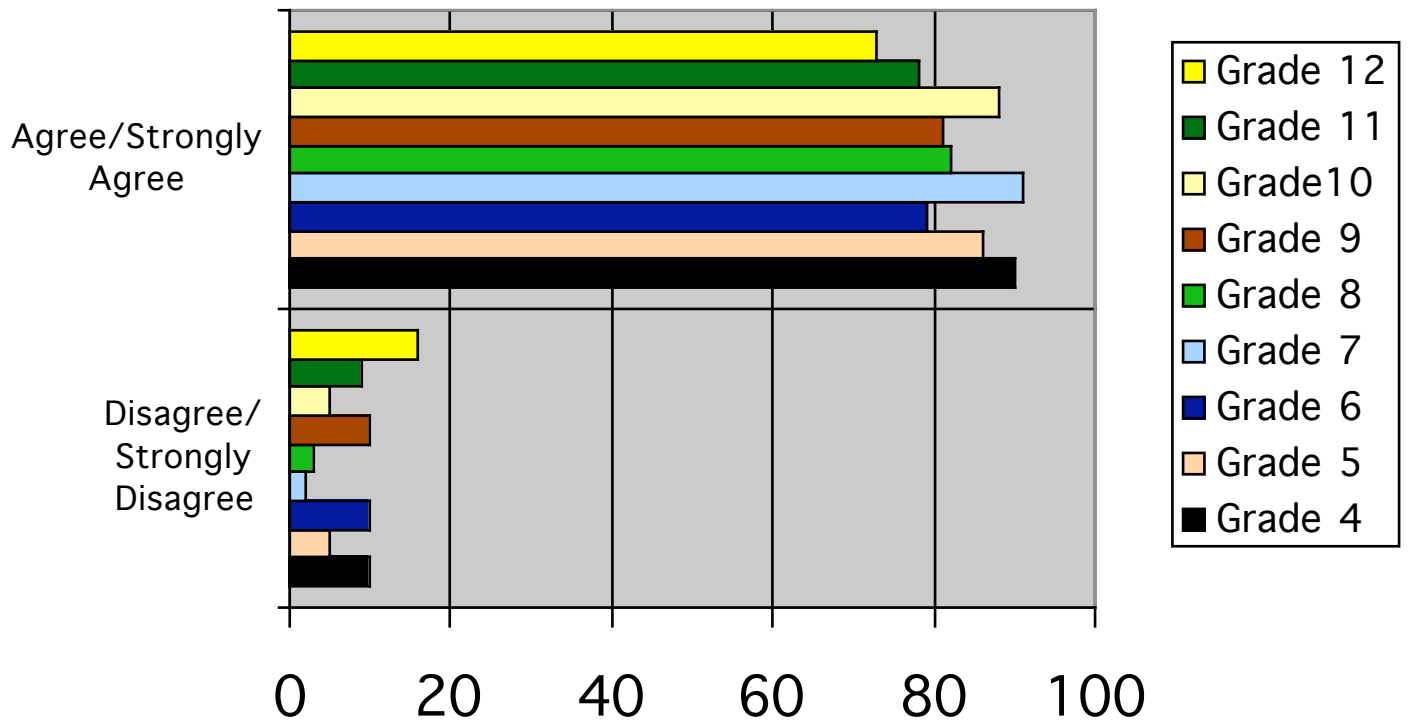


Four Day Week Student Survey Results

Question 1

There is enough time for me to learn what is covered in class.



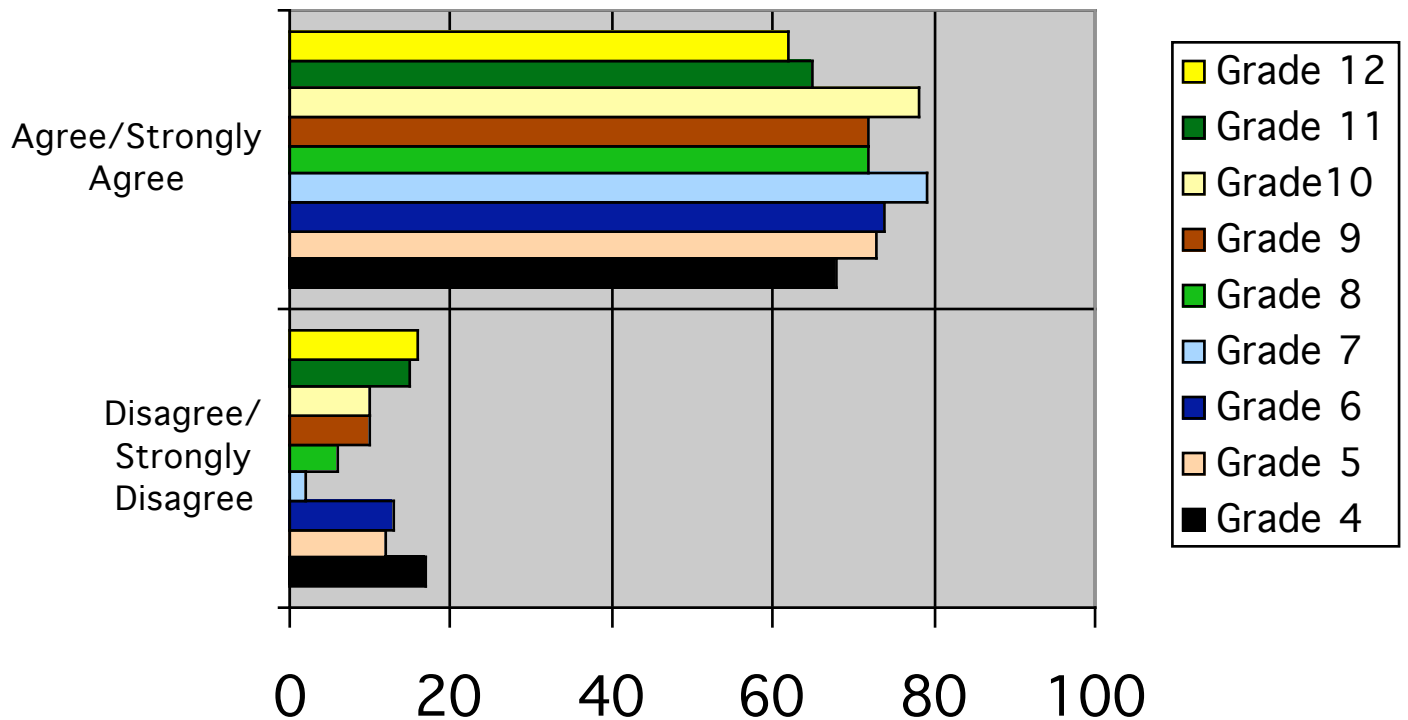
Grade	Agree/ Strongly Agree	Percent	Disagree/ Strongly Disagree	Percent
12	85/116	73%	19/116	16%
11	92/118	78%	11/118	9%
10	105/120	88%	6/120	5%
9	103/127	81%	13/127	10%
8	97/118	82%	4/118	3%
7	117/129	91%	2/129	2%
6	107/135	79%	13/135	10%
5	98/114	86%	6/114	5%
4	94/104	90%	10/104	10%

Note: “Neutral/No Opinion” responses are not included.

Four Day Week Student Survey Results

Question 2

Compared to the five-day week, there is time for me to focus on the concepts being taught.



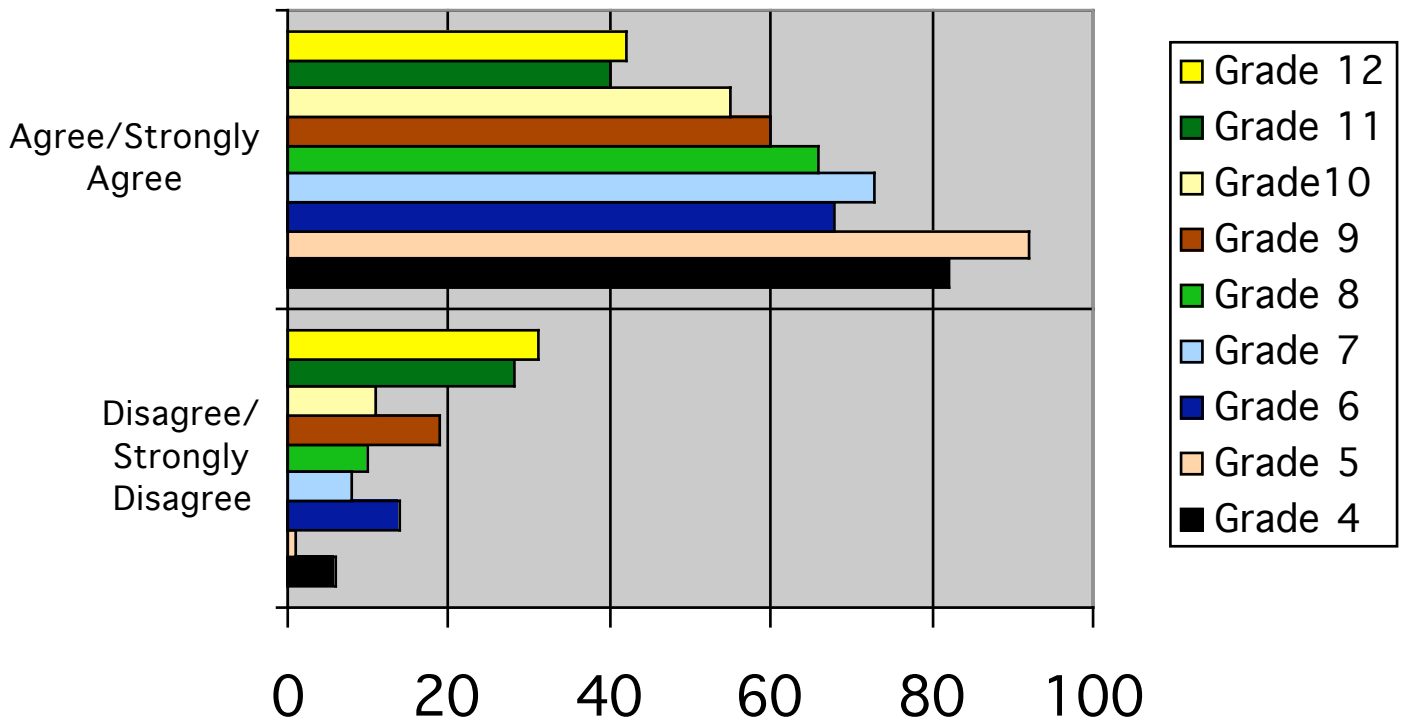
Grade	Agree/ Strongly Agree	Percent	Disagree/ Strongly Disagree	Percent
12	70/113	62%	18/113	16%
11	76/117	65%	18/117	15%
10	94/120	78%	12/120	10%
9	91/126	72%	13/126	10%
8	86/120	72%	7/120	6%
7	100/127	79%	3/127	2%
6	96/130	74%	17/130	13%
5	85/117	73%	14/117	12%
4	69/102	68%	17/102	17%

Note: "Neutral/No Opinion" responses are not included.

Four Day Week Student Survey Results

Question 3

Teachers use a variety of different activities in class.



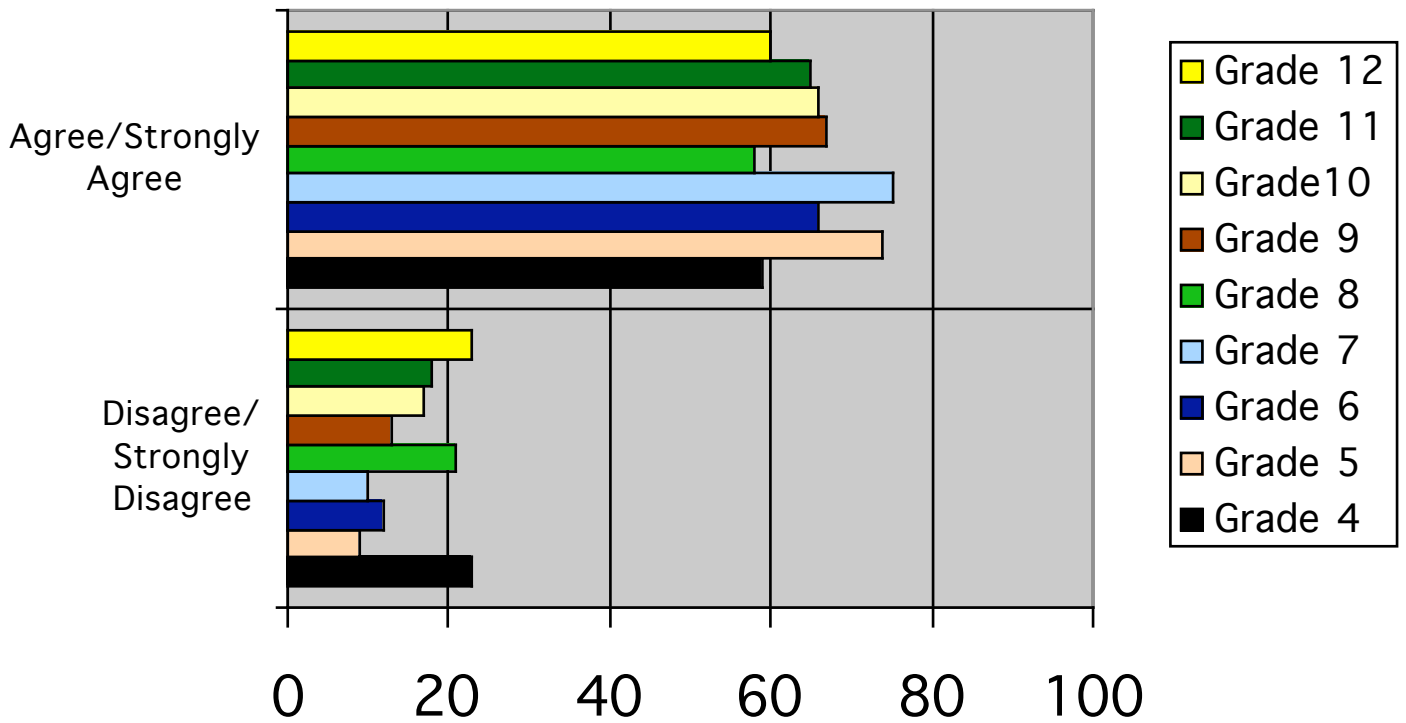
Grade	Agree/ Strongly Agree	Percent	Disagree/ Strongly Disagree	Percent
12	47/113	42%	35/113	31%
11	46/115	40%	32/115	28%
10	67/122	55%	13/122	11%
9	77/128	60%	24/128	19%
8	79/119	66%	12/119	10%
7	93/128	73%	10/128	8%
6	91/133	68%	19/133	14%
5	109/118	92%	1/118	1%
4	85/104	82%	6/104	6%

Note: "Neutral/No Opinion" responses are not included.

Four Day Week Student Survey Results

Question 4

On Mondays, I remember what was taught from the past week.



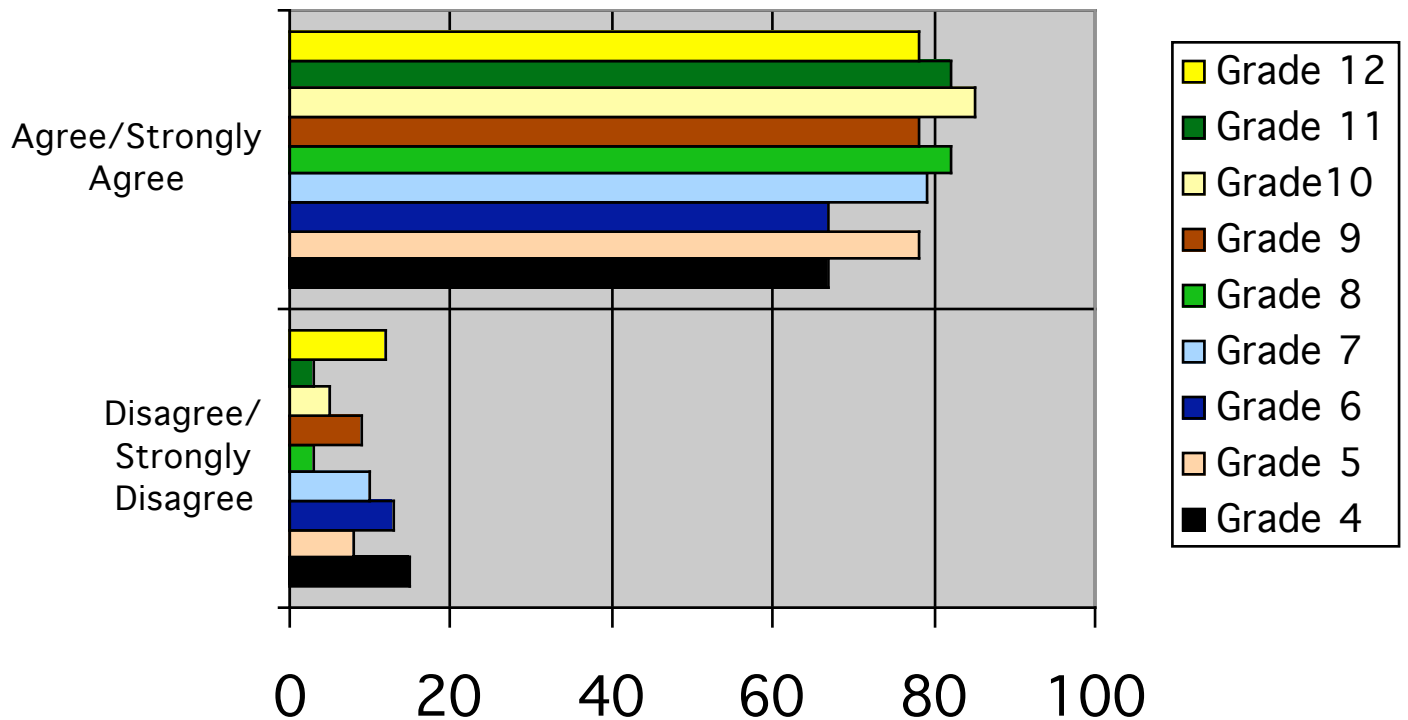
Grade	Agree/ Strongly Agree	Percent	Disagree/ Strongly Disagree	Percent
12	69/115	60%	27/115	23%
11	77/119	65%	22/119	18%
10	79/119	66%	20/119	17%
9	85/127	67%	16/127	13%
8	68/118	58%	25/118	21%
7	98/130	75%	13/130	10%
6	89/134	66%	16/134	12%
5	85/115	74%	10/115	9%
4	60/102	59%	23/102	23%

Note: "Neutral/No Opinion" responses are not included.

Four Day Week Student Survey Results

Question 5

There is enough time for the teacher to cover each lesson in class.



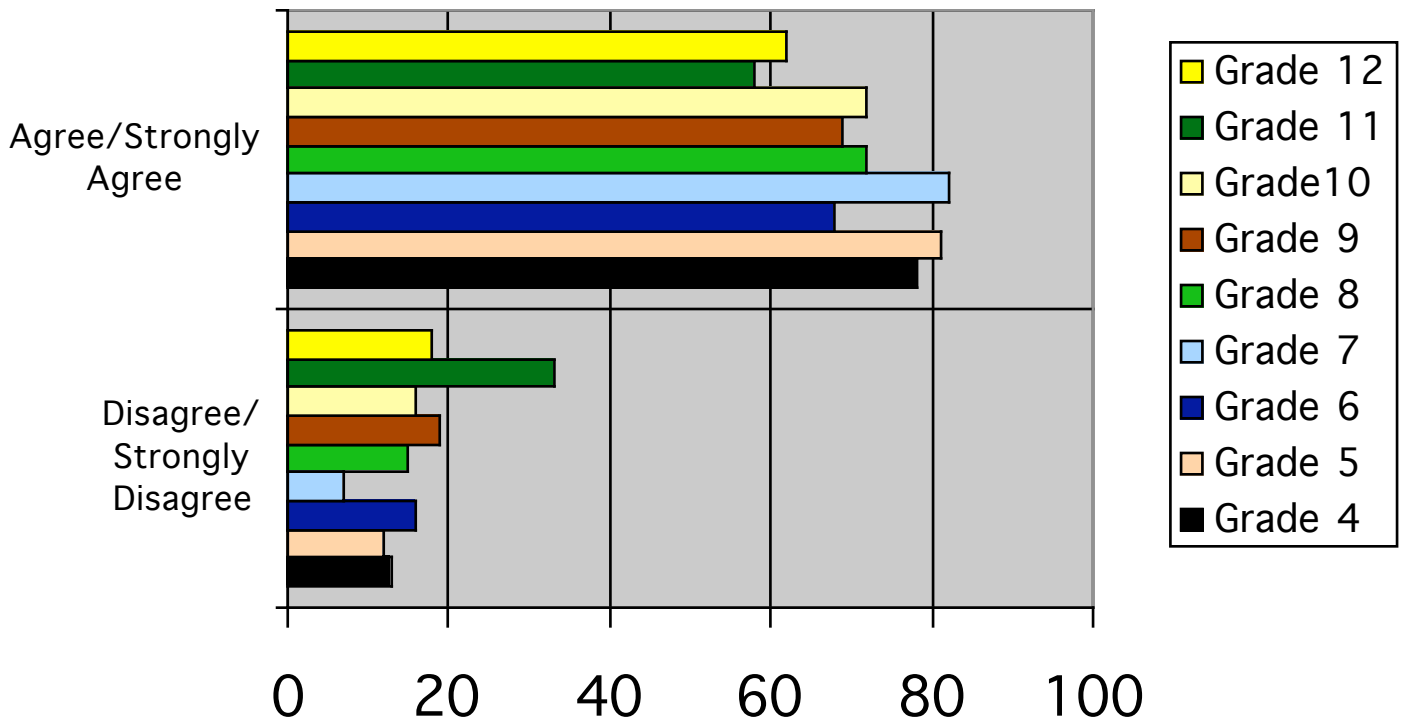
Grade	Agree/ Strongly Agree	Percent	Disagree/ Strongly Disagree	Percent
12	89/114	78%	14/114	12%
11	96/117	82%	4/117	3%
10	100/118	85%	6/118	5%
9	101/129	78%	12/129	9%
8	98/120	82%	3/120	3%
7	104/131	79%	12/131	10%
6	89/132	67%	17/132	13%
5	91/117	78%	9/117	8%
4	70/105	67%	16/105	15%

Note: "Neutral/No Opinion" responses are not included.

Four Day Week Student Survey Results

Question 6

I have enough time to complete homework during the school week.



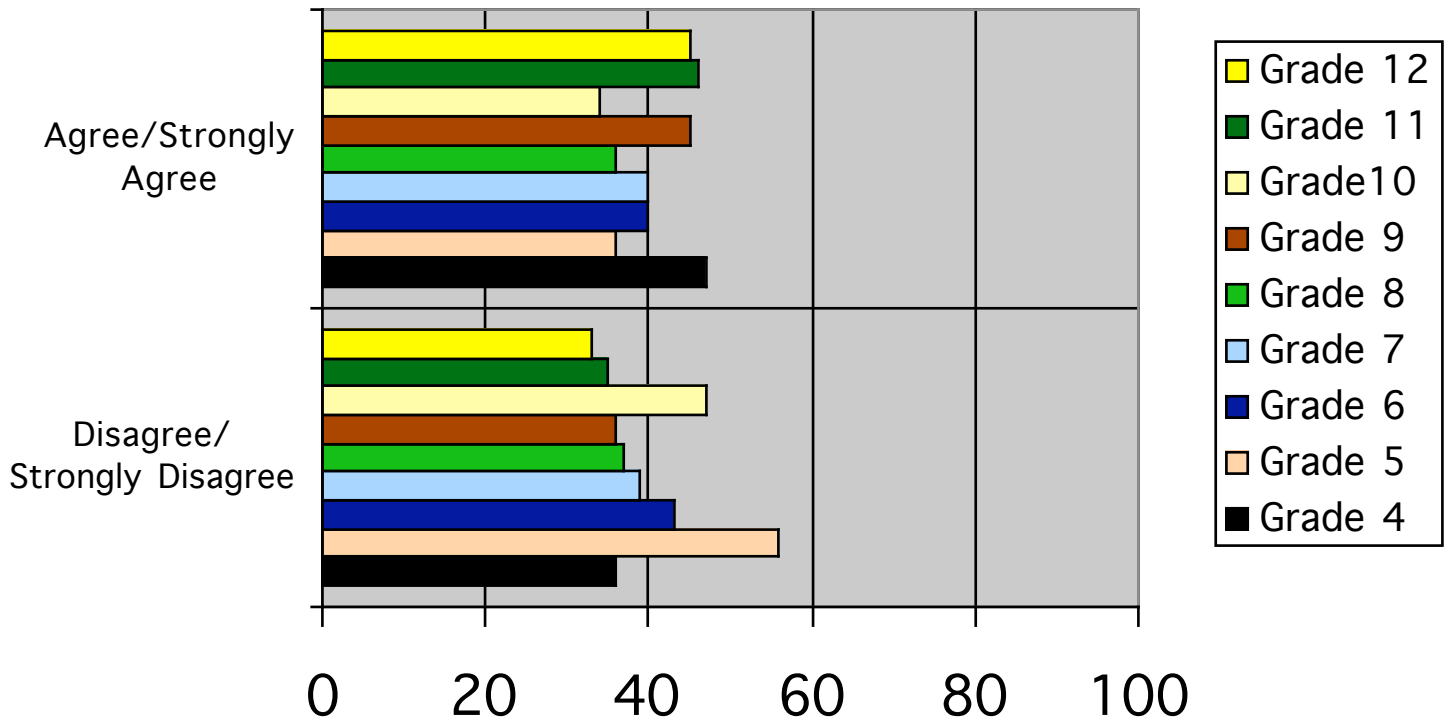
Grade	Agree/ Strongly Agree	Percent	Disagree/ Strongly Disagree	Percent
12	71/114	62%	21/114	18%
11	67/116	58%	38/116	33%
10	84/116	72%	19/116	16%
9	85/123	69%	23/123	19%
8	86/119	72%	18/119	15%
7	104/127	82%	9/127	7%
6	89/131	68%	21/131	16%
5	91/113	81%	14/113	12%
4	81/104	78%	14/104	13%

Note: "Neutral/No Opinion" responses are not included.

Four Day Week Student Survey Results

Question 7

Compared to the five-day week, I get more tired in class.



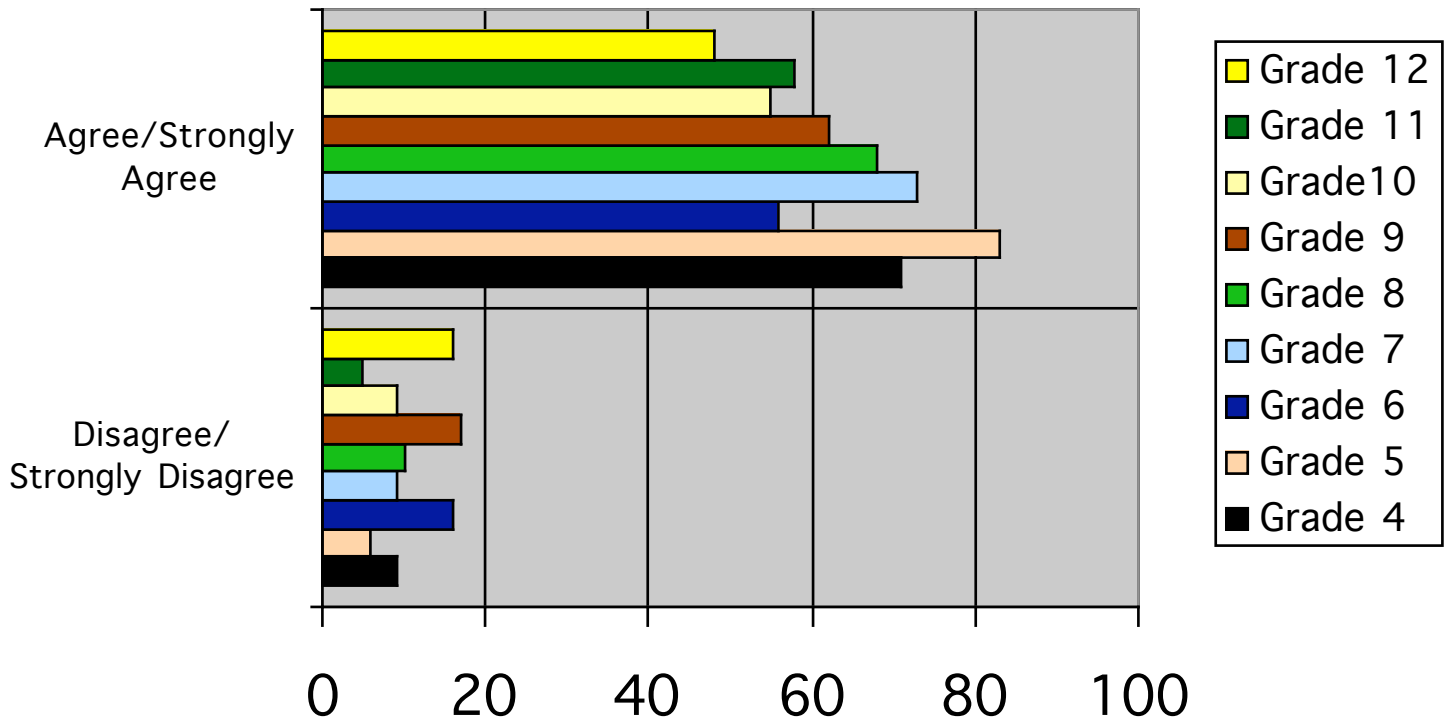
Grade	Agree/ Strongly Agree	Percent	Disagree/ Strongly Disagree	Percent
12	50/112	45%	37/112	33%
11	53/116	46%	41/116	35%
10	41/122	34%	57/122	47%
9	56/124	45%	45/124	36%
8	41/115	36%	42/115	37%
7	52/130	40%	51/130	39%
6	53/132	40%	57/132	43%
5	39/109	36%	56/109	56%
4	47/99	47%	36/99	36%

Note: "Neutral/No Opinion" responses are not included.

Four Day Week Student Survey Results

Question 8

Teachers seem to have energy to teach.



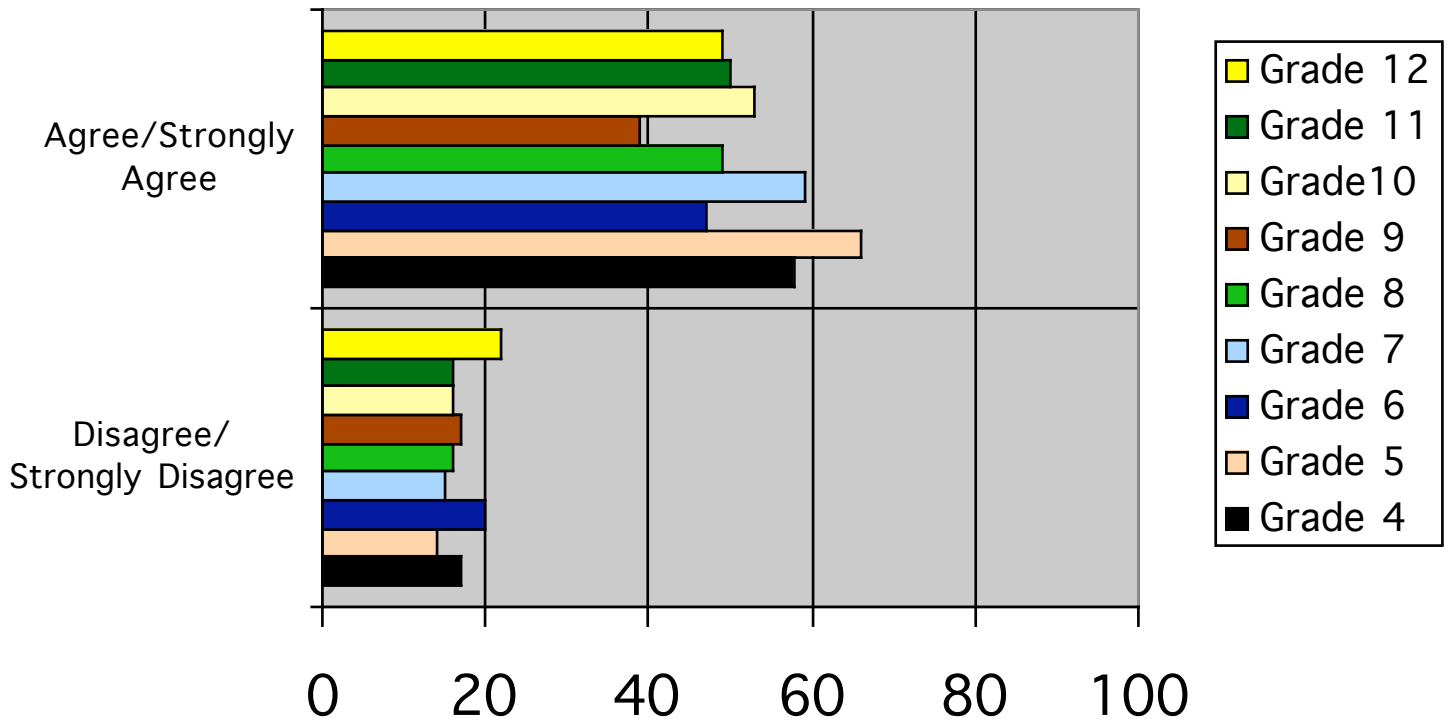
Grade	Agree/ Strongly Agree	Percent	Disagree/ Strongly Disagree	Percent
12	55/115	48%	18/115	16%
11	68/118	58%	6/118	5%
10	66/120	55%	11/120	9%
9	79/127	62%	21/127	17%
8	81/119	68%	12/119	10%
7	93/127	73%	11/127	9%
6	74/131	56%	21/131	16%
5	96/115	83%	7/115	6%
4	72/102	71%	9/102	9%

Note: “Neutral/No Opinion” responses are not included.

Four Day Week Student Survey Results

Question 9

Teachers spend time with me.



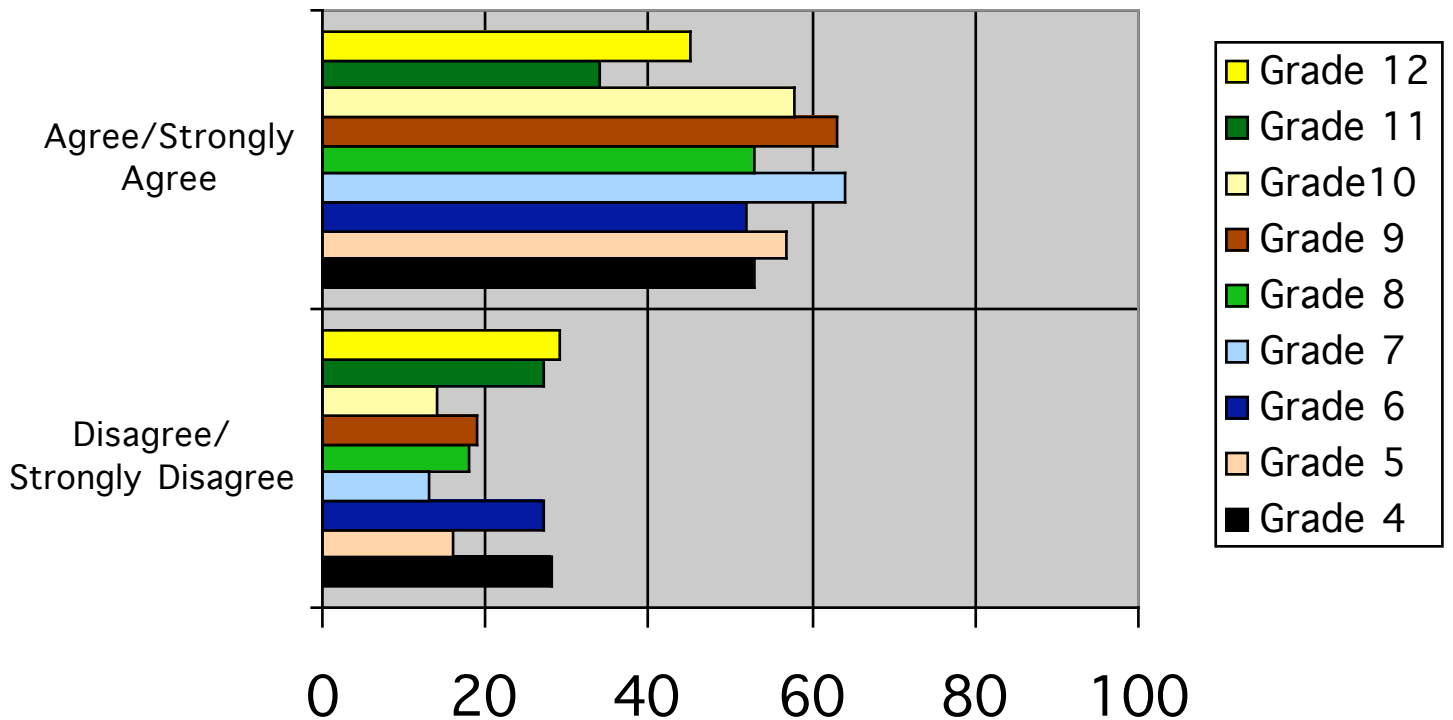
Grade	Agree/ Strongly Agree	Percent	Disagree/ Strongly Disagree	Percent
12	55/112	49%	25/112	22%
11	58/117	50%	19/117	16%
10	63/112	53%	19/119	16%
9	49/126	39%	22/126	17%
8	56/114	49%	18/114	16%
7	76/129	59%	19/129	15%
6	60/129	47%	26/129	20%
5	74/112	66%	16/112	14%
4	60/104	58%	18/104	17%

Note: "Neutral/No Opinion" responses are not included.

Four Day Week Student Survey Results

Question 10

Compared to the five-day week, I have time to catch up when absent from class.



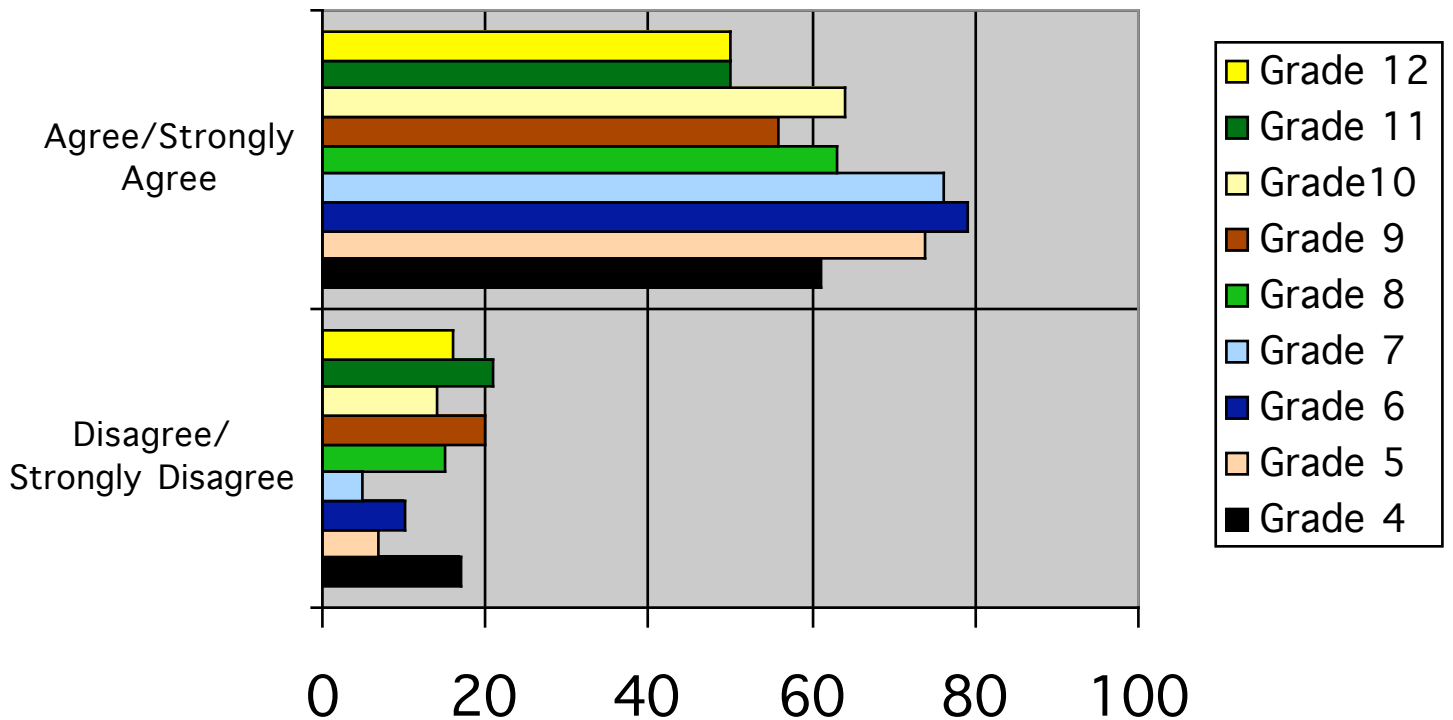
Grade	Agree/ Strongly Agree	Percent	Disagree/ Strongly Disagree	Percent
12	50/111	45%	32/111	29%
11	40/116	34%	31/116	27%
10	68/118	58%	16/118	14%
9	79/125	63%	24/125	19%
8	62/118	53%	21/118	18%
7	82/128	64%	16/128	13%
6	70/135	52%	36/135	27%
5	63/110	57%	18/110	16%
4	52/98	53%	27/98	28%

Note: “Neutral/No Opinion” responses are not included.

Four Day Week Student Survey Results

Question 11

There is time for me to participate in the school's extra-curricular activities.



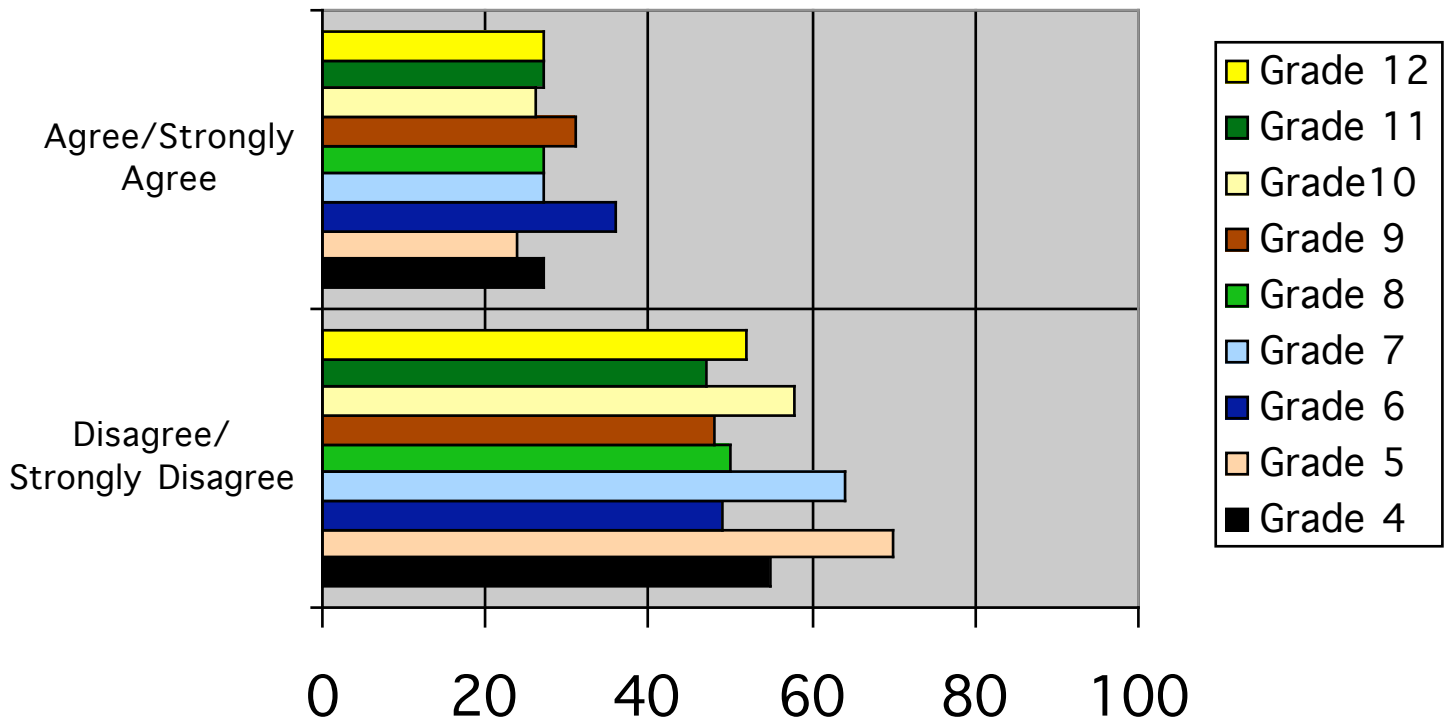
Grade	Agree/ Strongly Agree	Percent	Disagree/ Strongly Disagree	Percent
12	54/109	50%	17/109	16%
11	57/114	50%	24/114	21%
10	77/121	64%	17/121	14%
9	70/126	56%	25/126	20%
8	74/117	63%	18/117	15%
7	99/130	76%	6/130	5%
6	103/130	79%	13/130	10%
5	86/117	74%	8/117	7%
4	63/104	61%	18/104	17%

Note: "Neutral/No Opinion" responses are not included.

Four Day Week Student Survey Results

Question 12

I have less leisure time.



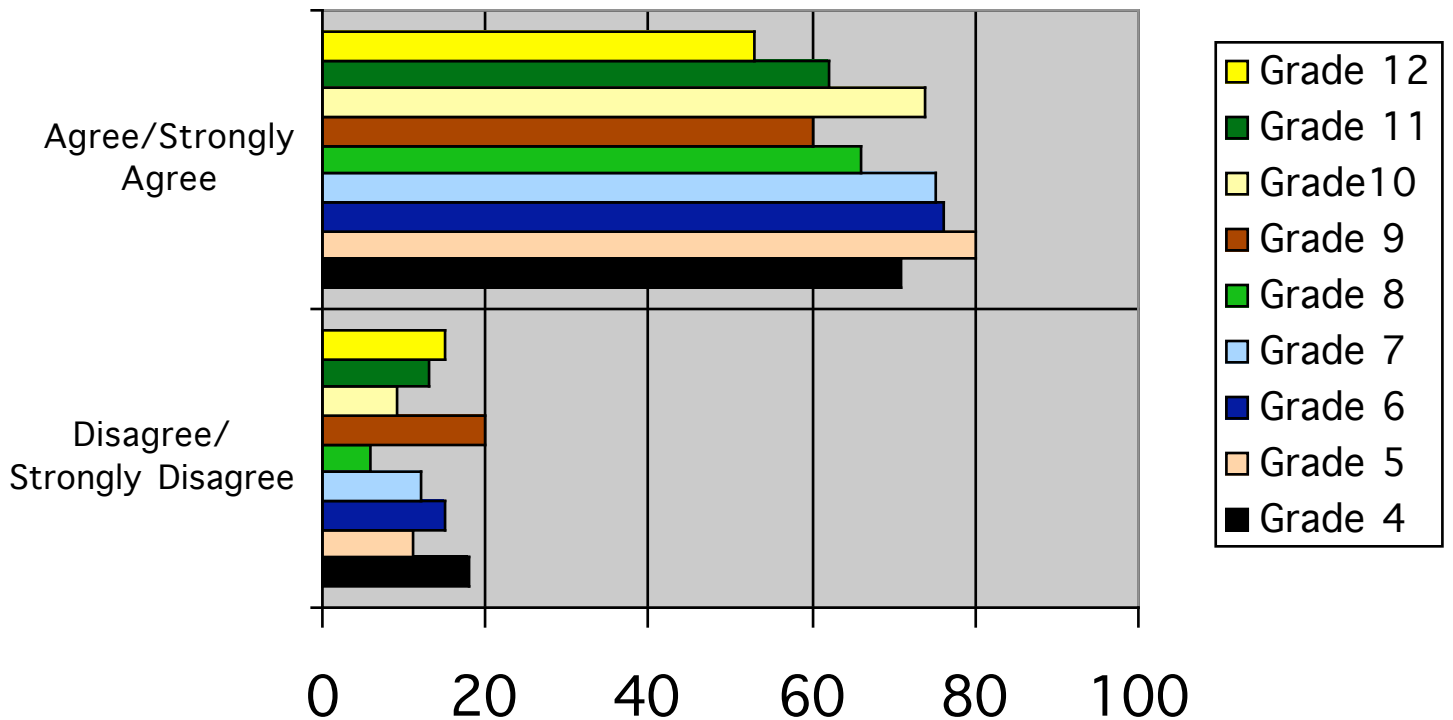
Grade	Agree/ Strongly Agree	Percent	Disagree/ Strongly Disagree	Percent
12	31/113	27%	59/113	52%
11	30/112	27%	53/112	47%
10	31/118	26%	69/118	58%
9	39/126	31%	60/126	48%
8	31/116	27%	58/116	50%
7	33/121	27%	77/121	64%
6	44/122	36%	60/122	49%
5	25/105	24%	74/105	70%
4	28/102	27%	56/102	55%

Note: "Neutral/No Opinion" responses are not included.

Four Day Week Student Survey Results

Question 13

Compared to the five-day week, I have more time to spend with my family.



Grade	Agree/ Strongly Agree	Percent	Disagree/ Strongly Disagree	Percent
12	58/110	53%	16/110	15%
11	72/117	62%	15/117	13%
10	88/119	74%	11/119	9%
9	76/127	60%	26/127	20%
8	77/117	66%	7/117	6%
7	95/127	75%	15/127	12%
6	103/135	76%	20/135	15%
5	90/112	80%	12/112	11%
4	71/100	71%	18/100	18%

Note: “Neutral/No Opinion” responses are not included.