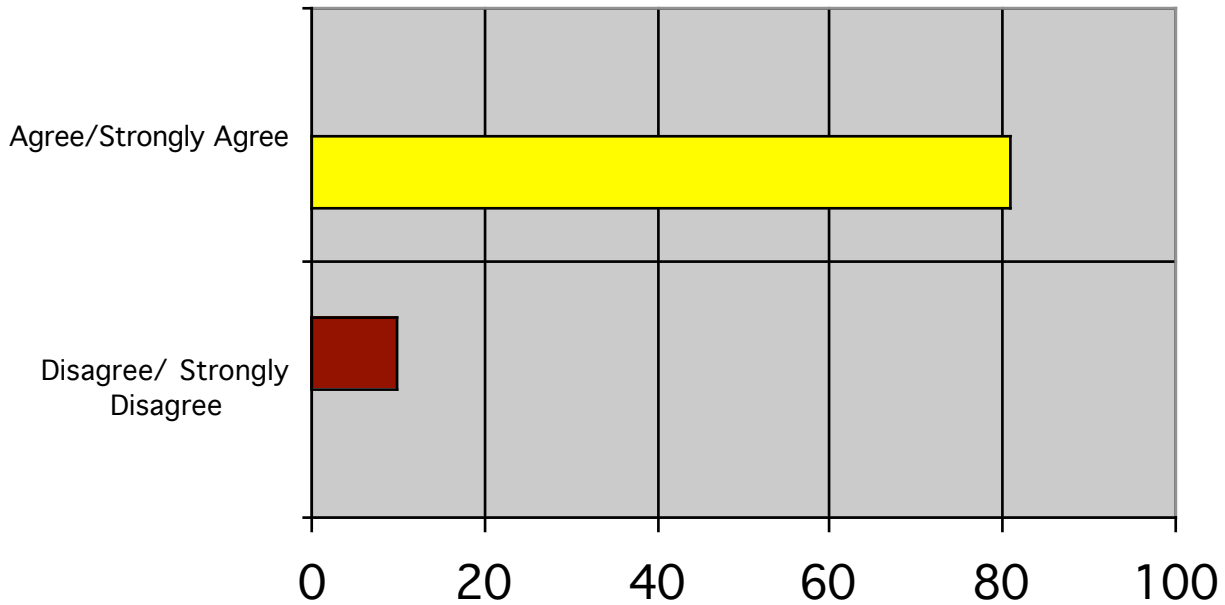


# Four Day Week Teacher Survey Results

## Question 1

There is enough time per block to cover instructional material.



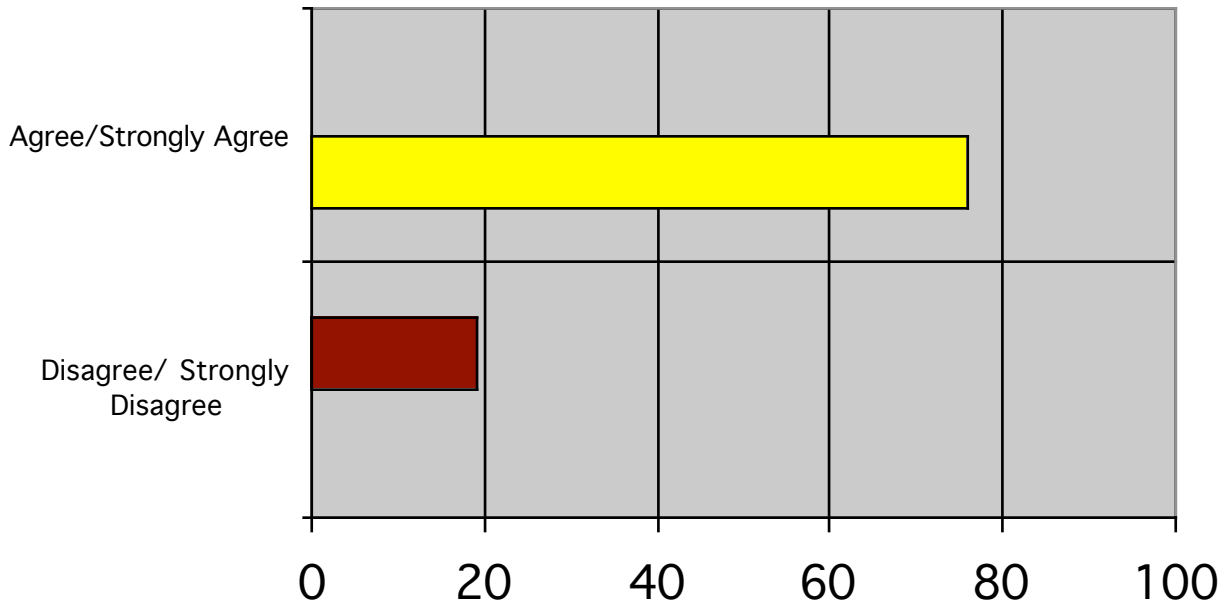
<b>Agree/ Strongly Agree</b>	<b>Percent</b>	<b>Disagree/ Strongly Disagree</b>	<b>Percent</b>
72/88	82%	9/88	10%

**Note:** “Neutral/No Opinion” responses are not included.

## Four Day Week Teacher Survey Results

### Question 2

There is enough quality instructional time for students to learn effectively.



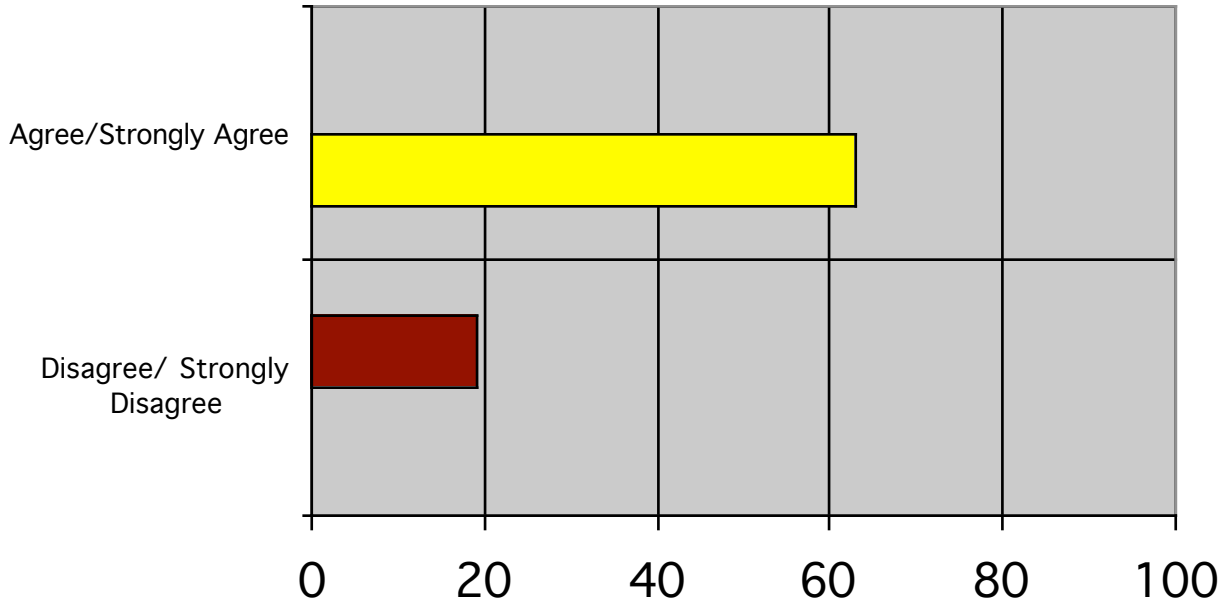
<b>Agree/ Strongly Agree</b>	<b>Percent</b>	<b>Disagree/ Strongly Disagree</b>	<b>Percent</b>
72/95	76%	18/95	19%

**Note:** “Neutral/No Opinion” responses are not included.

# Four Day Week Teacher Survey Results

## Question 3

The timetable is organized to focus on detail and depth of learning.



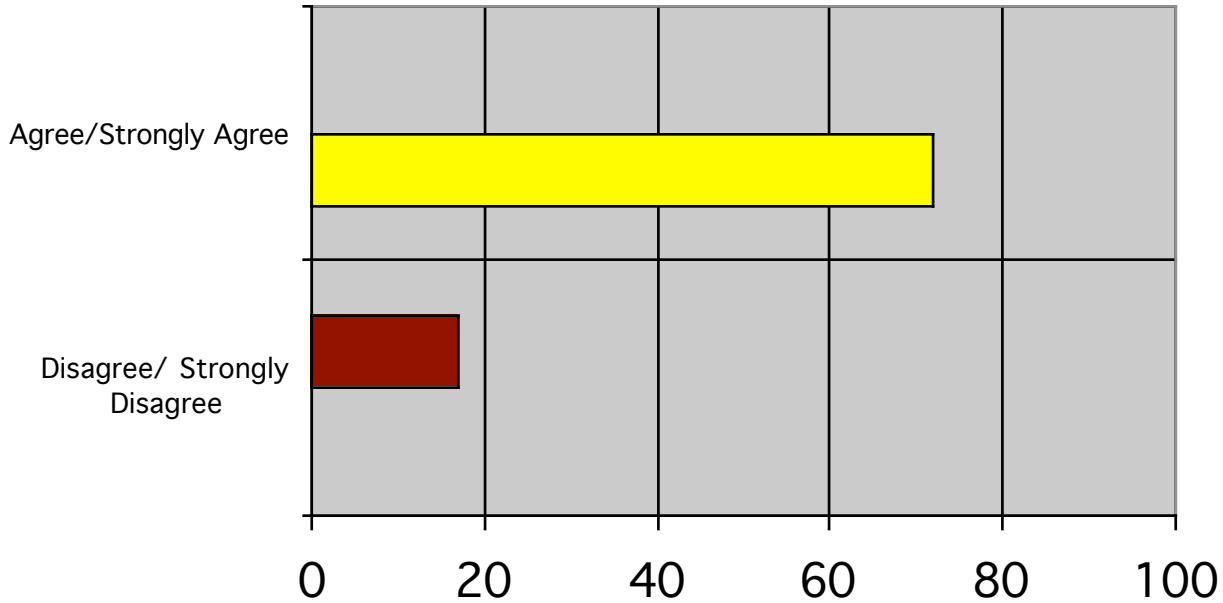
<b>Agree/ Strongly Agree</b>	<b>Percent</b>	<b>Disagree/ Strongly Disagree</b>	<b>Percent</b>
56/89	63%	17/89	19%

**Note:** “Neutral/No Opinion” responses are not included.

# Four Day Week Teacher Survey Results

## Question 4

Flexibility is built into instructional time to allow for different student learning levels and styles.



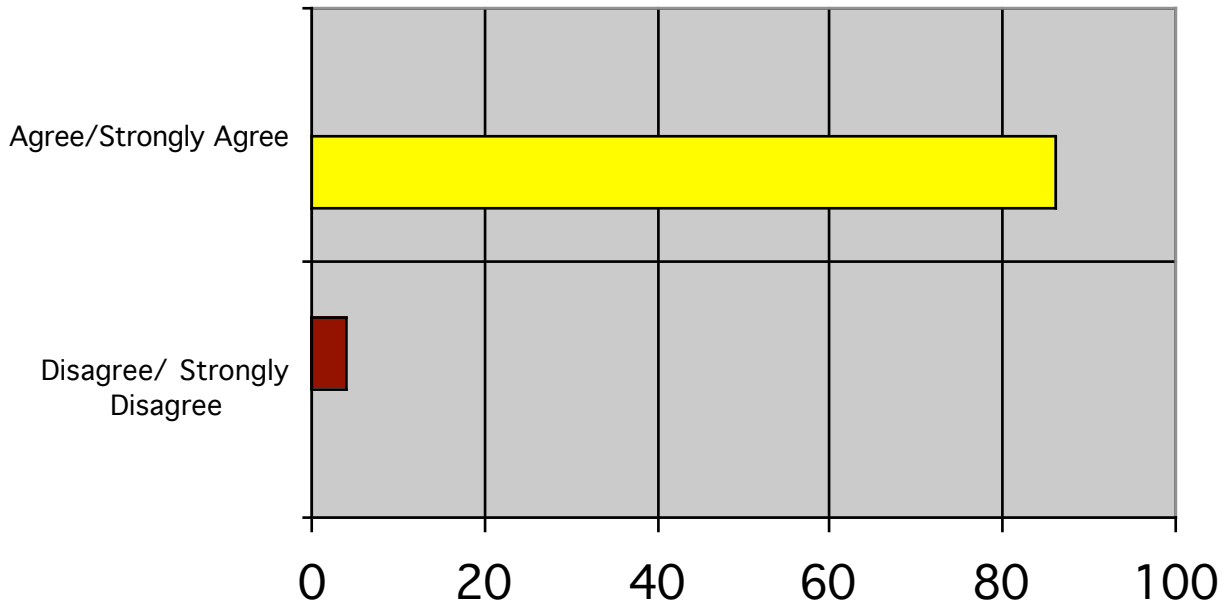
<b>Agree/ Strongly Agree</b>	<b>Percent</b>	<b>Disagree/ Strongly Disagree</b>	<b>Percent</b>
68/95	72%	16/95	17%

**Note:** “Neutral/No Opinion” responses are not included.

# Four Day Week Teacher Survey Results

## Question 5

Students actively participate in learning activities.



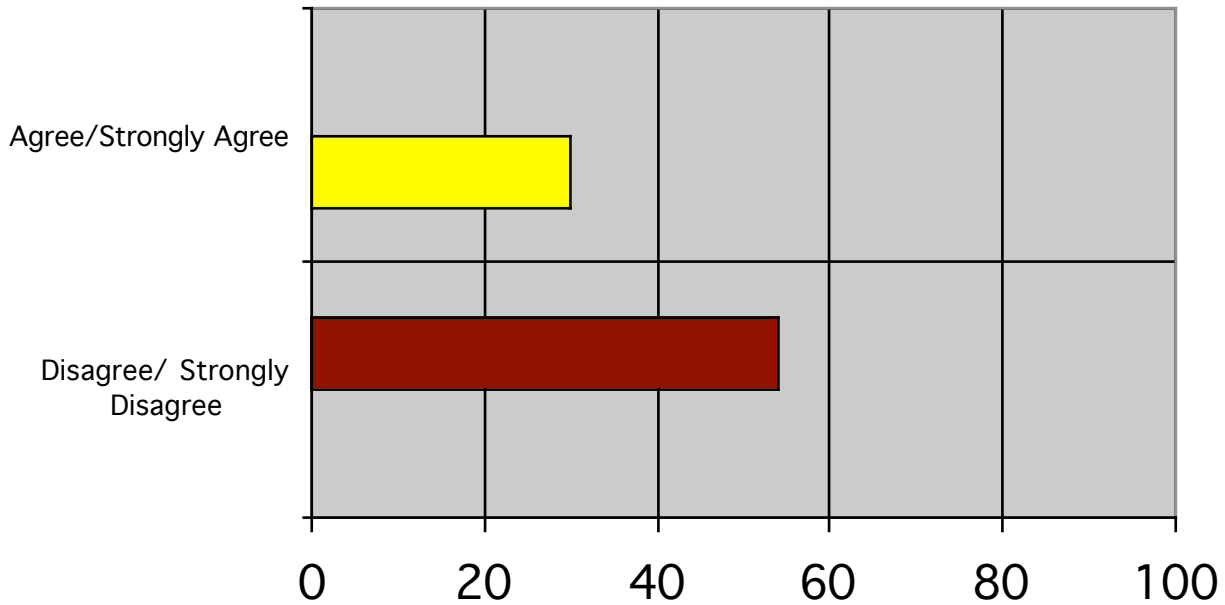
<b>Agree/ Strongly Agree</b>	<b>Percent</b>	<b>Disagree/ Strongly Disagree</b>	<b>Percent</b>
79/92	86%	4/92	4%

**Note:** “Neutral/No Opinion” responses are not included.

# Four Day Week Teacher Survey Results

## Question 6

Compared to the five-day week, students are more tired in class.



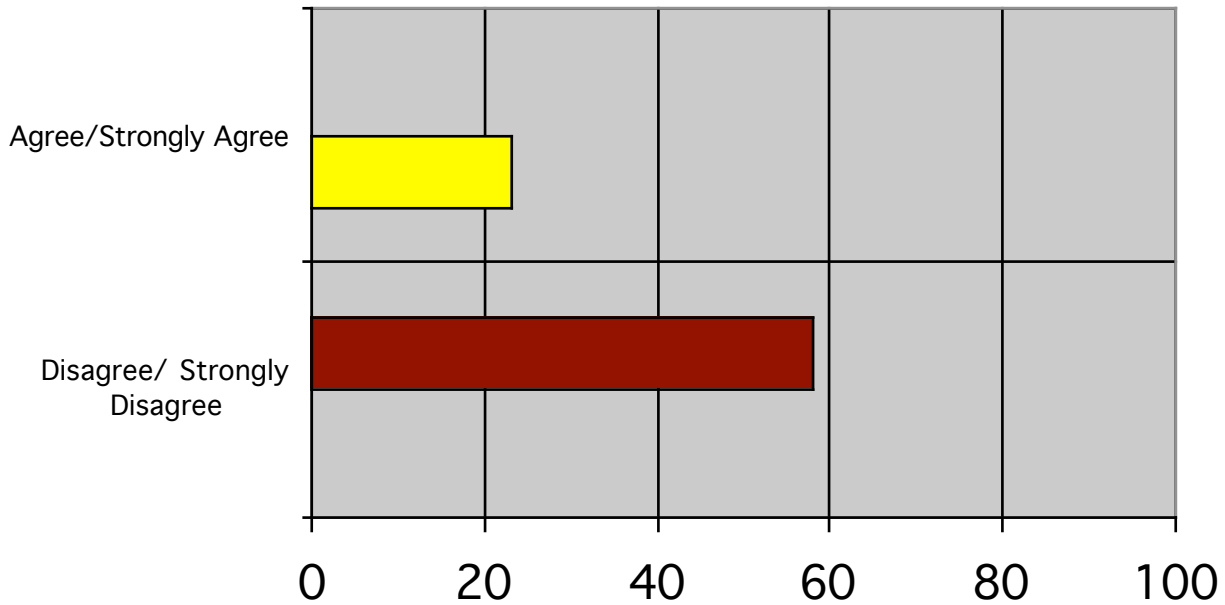
<b>Agree/ Strongly Agree</b>	<b>Percent</b>	<b>Disagree/ Strongly Disagree</b>	<b>Percent</b>
28/94	30%	51/94	54%

**Note:** “Neutral/No Opinion” responses are not included.

# Four Day Week Teacher Survey Results

## Question 7

Students are experiencing more stress in school.



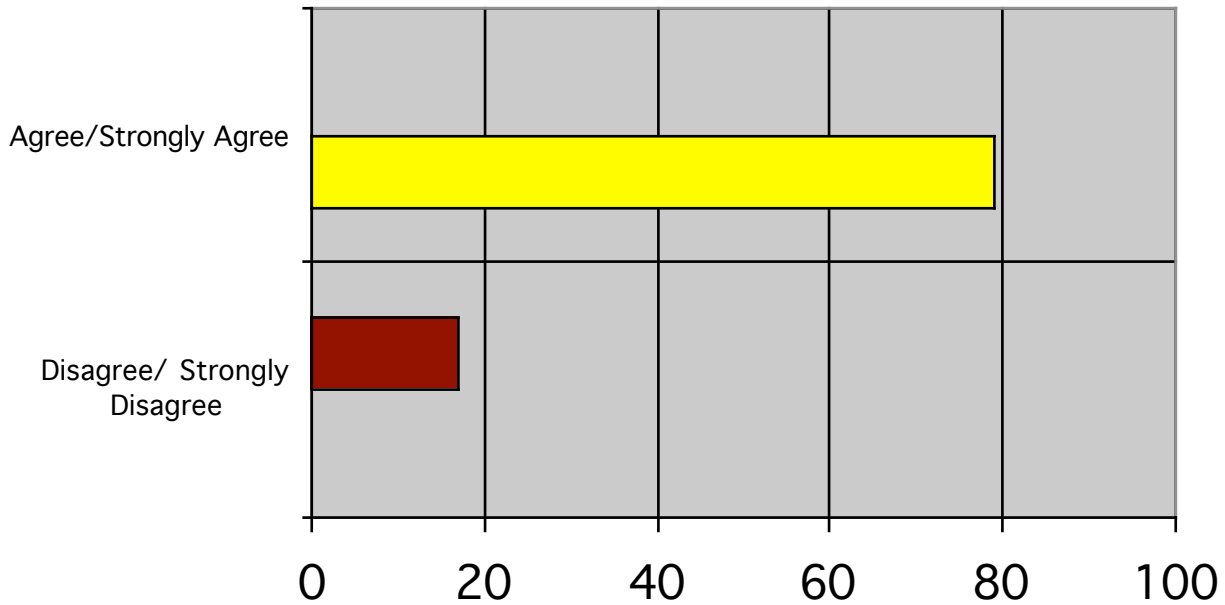
<b>Agree/ Strongly Agree</b>	<b>Percent</b>	<b>Disagree/ Strongly Disagree</b>	<b>Percent</b>
21/93	23%	54/93	58%

**Note:** “Neutral/No Opinion” responses are not included.

# Four Day Week Teacher Survey Results

## Question 8

There is enough time for me to prepare.



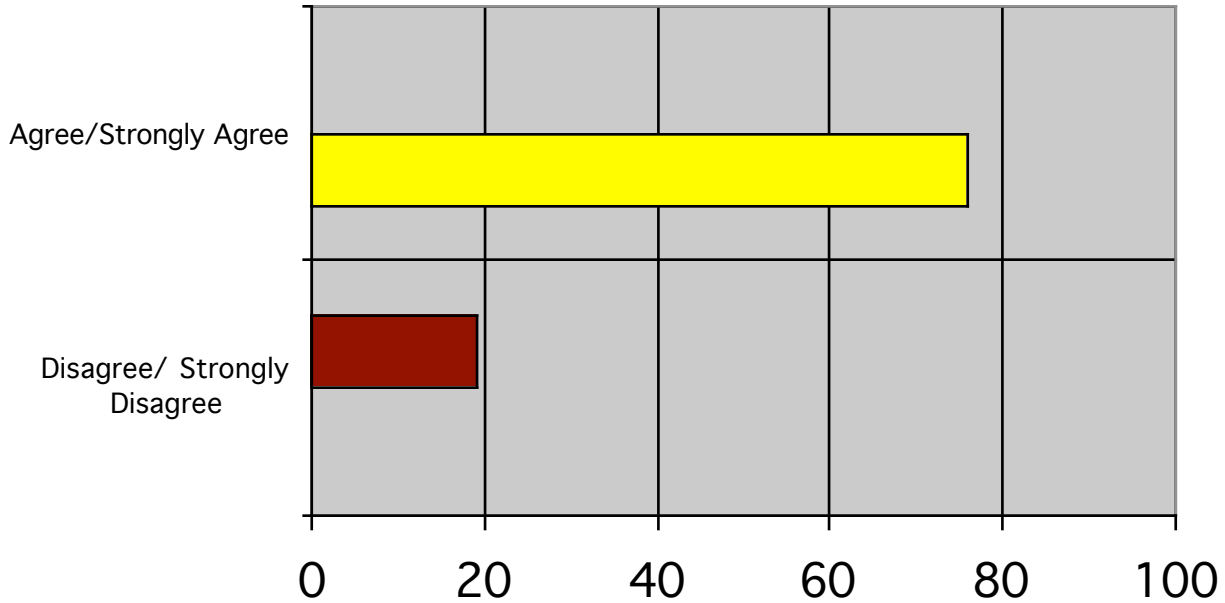
<b>Agree/ Strongly Agree</b>	<b>Percent</b>	<b>Disagree/ Strongly Disagree</b>	<b>Percent</b>
71/90	79%	15/90	17%

**Note:** “Neutral/No Opinion” responses are not included.

# Four Day Week Teacher Survey Results

## Question 9

There is enough instructional time to cover the required learning outcomes for my subject(s).



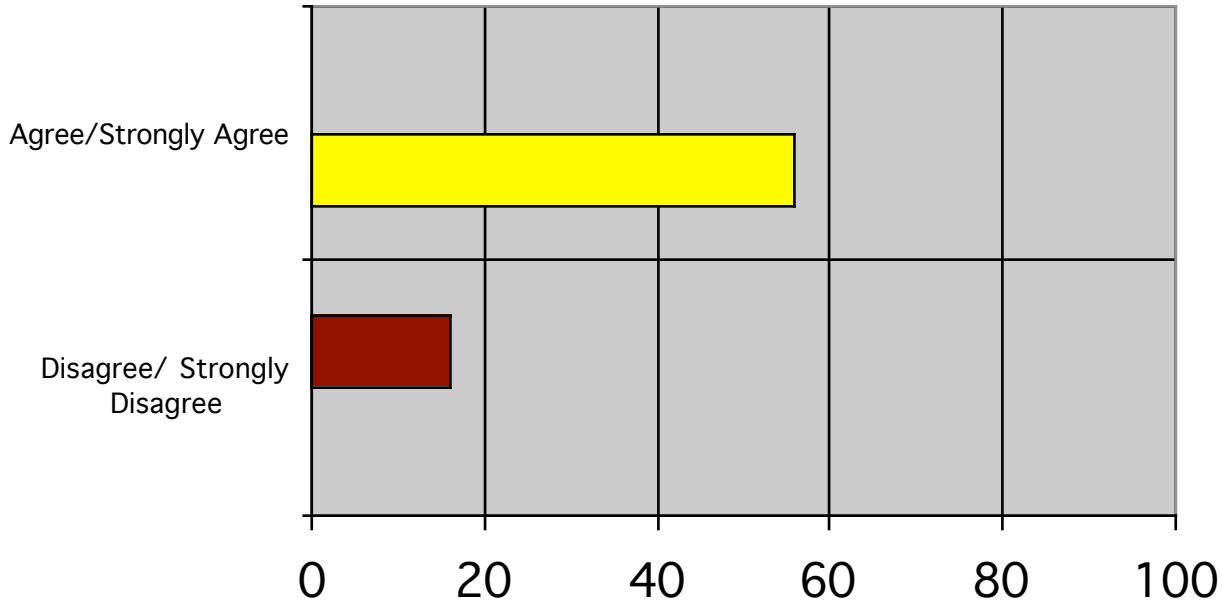
<b>Agree/ Strongly Agree</b>	<b>Percent</b>	<b>Disagree/ Strongly Disagree</b>	<b>Percent</b>
68/90	76%	17/90	19%

**Note:** “Neutral/No Opinion” responses are not included.

# Four Day Week Teacher Survey Results

## Question 10

Compared to the five-day week, I have a sense of accomplishment and interest in my job.



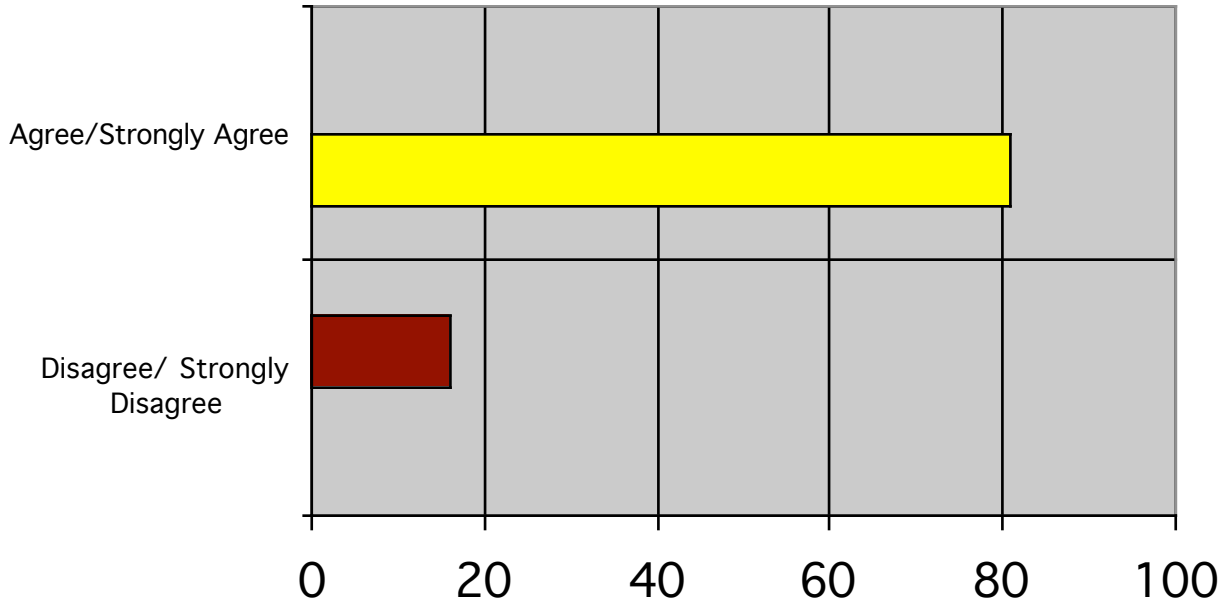
<b>Agree/ Strongly Agree</b>	<b>Percent</b>	<b>Disagree/ Strongly Disagree</b>	<b>Percent</b>
49/87	56%	14/87	16%

**Note:** “Neutral/No Opinion” responses are not included.

# Four Day Week Teacher Survey Results

## Question 11

I have had to adjust my teaching strategies to accommodate the longer blocks and/or day.



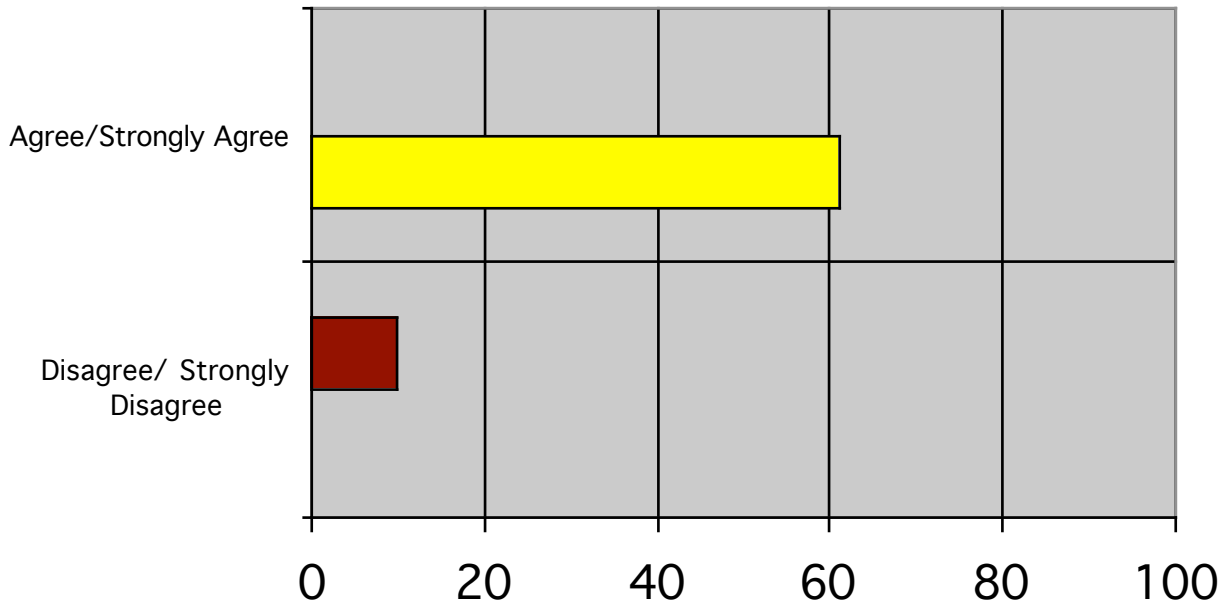
<b>Agree/ Strongly Agree</b>	<b>Percent</b>	<b>Disagree/ Strongly Disagree</b>	<b>Percent</b>
78/96	81%	15/96	16%

**Note:** “Neutral/No Opinion” responses are not included.

# Four Day Week Teacher Survey Results

## Question 12

Compared to the five-day week, I like to come to work.



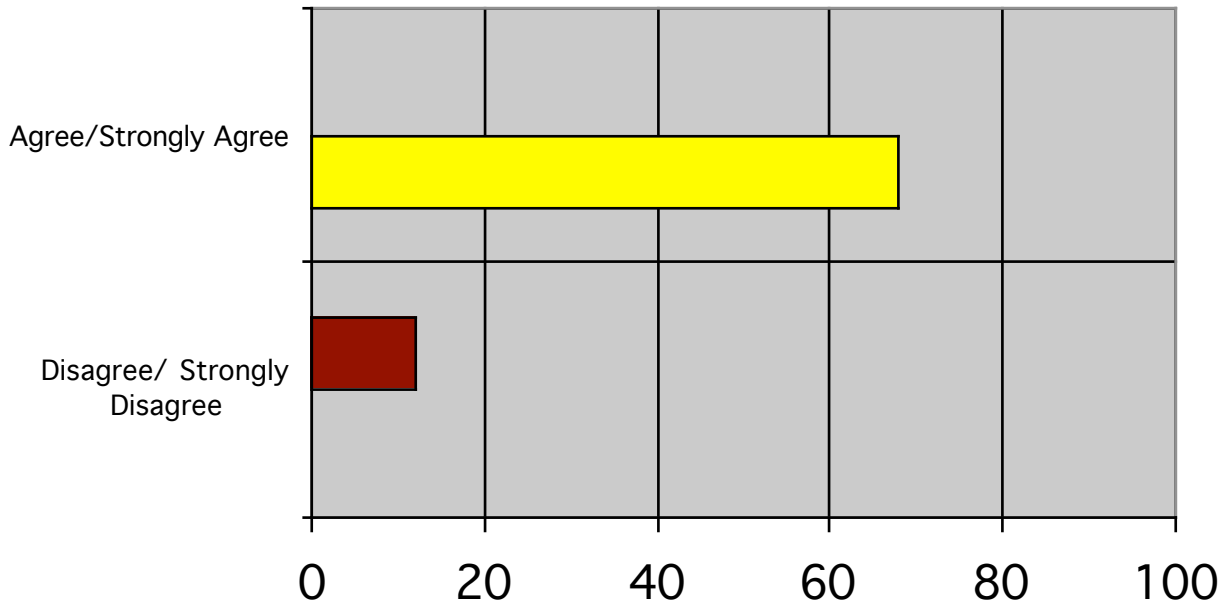
<b>Agree/ Strongly Agree</b>	<b>Percent</b>	<b>Disagree/ Strongly Disagree</b>	<b>Percent</b>
55/90	61%	9/90	10%

**Note:** “Neutral/No Opinion” responses are not included.

# Four Day Week Teacher Survey Results

## Question 13

I feel like a team member of the school staff.



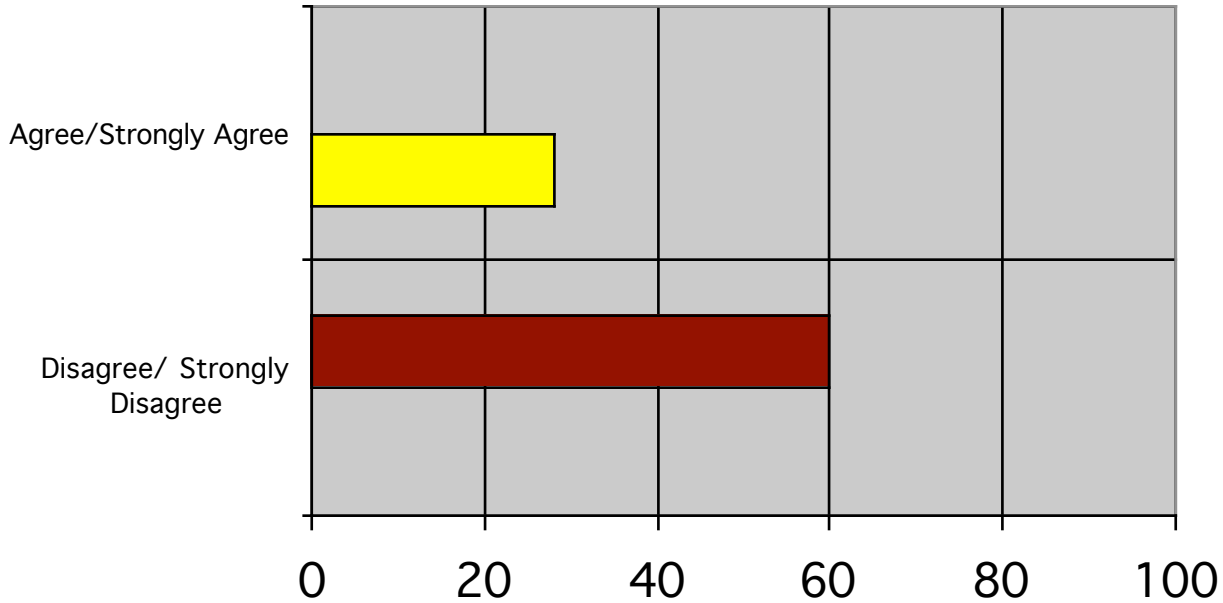
<b>Agree/ Strongly Agree</b>	<b>Percent</b>	<b>Disagree/ Strongly Disagree</b>	<b>Percent</b>
64/94	68%	11/94	12%

**Note:** “Neutral/No Opinion” responses are not included.

# Four Day Week Teacher Survey Results

## Question 14

Compared to the five-day week, the amount of stress and fatigue that I experience has increased.



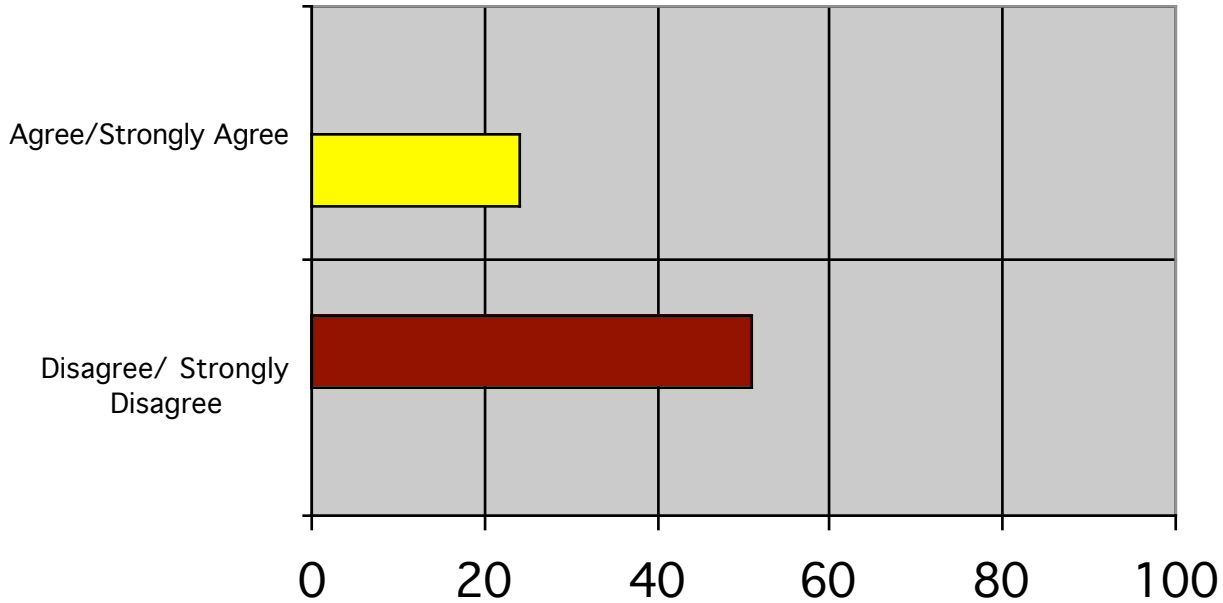
<b>Agree/ Strongly Agree</b>	<b>Percent</b>	<b>Disagree/ Strongly Disagree</b>	<b>Percent</b>
26/92	28%	55/92	60%

**Note:** “Neutral/No Opinion” responses are not included.

# Four Day Week Teacher Survey Results

## Question 15

The amount of revision and review that I do with my class(es) has increased.



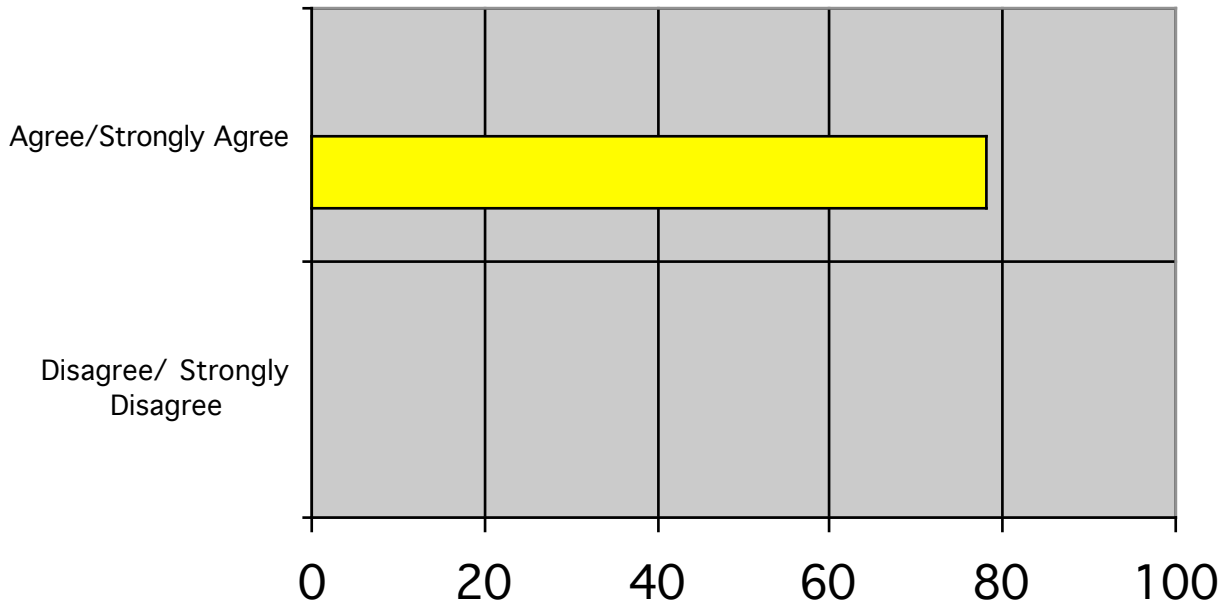
<b>Agree/ Strongly Agree</b>	<b>Percent</b>	<b>Disagree/ Strongly Disagree</b>	<b>Percent</b>
21/88	24%	45/88	51%

**Note:** “Neutral/No Opinion” responses are not included.

# Four Day Week Teacher Survey Results

## Question 16

Students are enjoying my class.



<b>Agree/ Strongly Agree</b>	<b>Percent</b>	<b>Disagree/ Strongly Disagree</b>	<b>Percent</b>
67/86	78%	0/86	0%

**Note:** “Neutral/No Opinion” responses are not included.